

Spring Sketchbook Assignments

Art 1

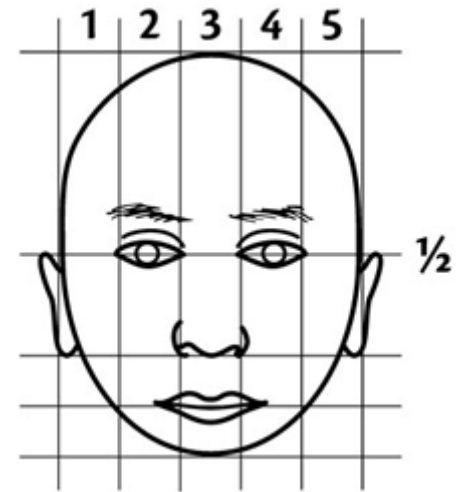
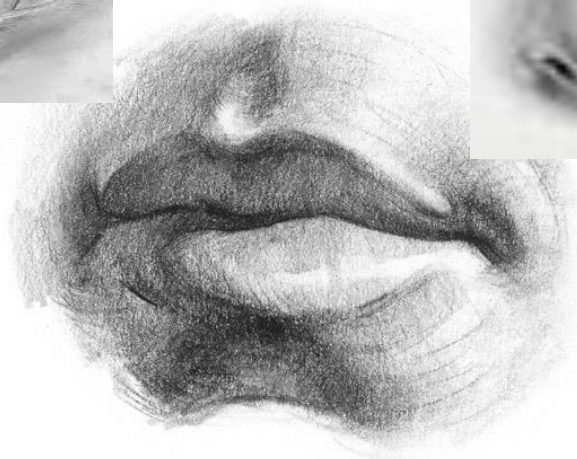
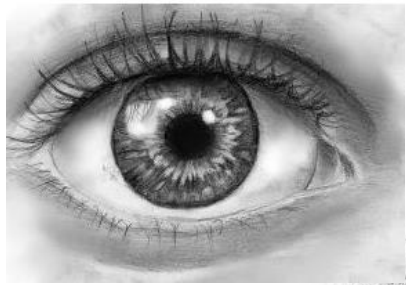
Sketchbook 1: Self Portrait

Draw yourself to the best of your ability before we learn how to do it in class. Think of this as a pretest. It will be fun to go back and compare after we have learned correct proportions.



Sketchbook 2: Face Packet

This will be a collection of work that we have done in class. This will be worth 400pts. You will have a page of practice face grids (5), practice drawings of noses (5), eyes (5 pairs), ears (5), mouths (5), and hairstyles (5).



Sketchbook 3: Draw and Color a Classmate

Now that you know how to correctly draw faces and create skin tones, draw and color a classmate of your choice.



Sketchbook 4: Surrealism

- Surrealism is a 20th-century avant-garde movement in art and literature that sought to release the creative potential of the unconscious mind- images were very dream like. Think morphs and strange things. Do a drawing in your sketchbook that reflects this. You can use this as a sketch for your collage project.



Sketchbook 5: Narrative Art

Create a drawing that tells a story.




Sketchbook 6: Persuasive Poster Design

Persuasive art is art that is meant to persuade the viewer to think, believe, do, or buy something. Create a design for a poster to do that in some way.



Sketchbook 7: Steampunk

Steampunk is a type of artwork that combines the functionality of the industrial revolution with futuristic ideas. You will see lots of items collaged together to create something new. For your assignment you will need to draw items that look as if they were once used for something functional and collage them to create a new object.



Sketchbook 8: Metamorphosis

In this sketch you will need to take two unrelated items and morph them into one. You can show the progression of the morph in stages or draw it in mid morph.



Sketchbook 9: Crushed Can Drawing

Crush a can or look at images online and draw all of the crinkles and values that you notice



Sketchbook 10: Ceremonial Art Research

With your table, you will be researching masks made by a particular culture and presenting your findings to the class. You may not use websites that are selling masks such as eBay or costume stores. **Prepare at least 3 bullet points answering each question below.**

- Culture Given _____
- Where were the masks made? Give some geographical information about the region such as population, type of land, climate, etc. Your presentation must include an image of a map.
- Who were the people that made the masks? Give information about the culture/customs of the people from that area.
- Time period: (it must be at least 200 years ago!!!)
- Material used to make the mask and any connections (if applicable) to natural resources (wood, animal skin, bone, feathers, etc.) from the region.
- Characteristics of the masks (shape, size, colors, facial features, design, accessories...). Your presentation must include at least one drawn image.
- Significance/Purpose for use of the mask (ex. Worn in a ritual/ceremony, theatre/costume, hung to provide protection from evil, etc.
- Other important/interesting information.
- **Presentations (worth 20 pts)** Summarize the above information onto a large piece of paper and prepare a presentation for the class (approximately 3 minutes). Your presentation must include drawings of the masks you researched. **Suggested search terms:** Ancient Greek Masks, Venetian Masks, African Masks, Japanese Noh Masks, etc. In other words, be more specific than searching for “masks” or “pretty masks.”

Sketchbook 11: Ceremonial Art-Present Day


Ceremonial art is art that is created to be used during a ceremony.

What are ceremonies that we celebrate today in our own culture. Do a drawing of something that could be considered present day, American ceremonial art.



Sketchbook 12: Abstract Drawing

Abstract art is a type of art in which the viewer recognizes objects in the artwork but they are distorted in some way.



Sketchbook 13: Monochromatic Drawing

- Monochromatic means tints and shades of one color. Using your range a value and a color of your choice, do a monochromatic drawing.



Sketchbook 14: Artist Research Sheet

You will draw an artist's name from Mrs. Riley. Once you get your artist, complete the worksheet by answering questions about your artist.

Your Artist: _____

Style of Portrait: _____

Brief explanation of how their art is created, or how it looks to be created: _____


5 things you notice about the process or technique involved in making their art:

-
-
-
-

5 Facts about the artist (life, career, famous works, etc.)

-
-
-
-

Draw a quick sketch of one of your artist's famous artworks:




Sketchbook 15: Landscape in the Manor of your artist

Depending on the artist you drew will depend on how you will complete this sketchbook. Look at the style in which your artist paints and envision how they would paint a landscape. Some of the artist did landscapes as well as portraits.



Sketchbook 16: Typography

Lightly draw outlines for your subject matter and then fit text into the spaces. Change the font, size, boldness, and direction for more detail.



Sketchbook 17: Functional Sculpture Diagram

In class you will be building a functional sculpture (artistic furniture). You will need to do a drawing of an idea for this project that will be submitted to your group and voted upon. This sketch should include dimensions and plans.

