



Sketchbook Assignments: Start on SB1 and work in order each week. Each Friday you will have the next sketchbook due. Turn assignments in on Instagram using the hashtag, #sketches4riley. SB1 is due Aug. 23. You may turn them in early and/or work ahead. SBs that are over a week late will only be awarded up to 80% credit and you may only turn in late assignments until the grading period ends.


1. Text Collage:
Using a mixture of magazine, notebook paper with handwriting, newspaper, phonebook pages, sheet music, etc. to create an image made out of text.



2. Diamond Values:
Use colored pencils or watercolors to capture the many facets of a diamond. Show values.




3. Celtic Knot:
Create your own Celtic Knot design drawing.



4. Black Drawing:
Using newspaper or a patterned paper of your choice, draw just the dark values and leave the white areas blank to show the paper as your lighter values. This should be a high contrast design.




5. Impressionism:
Using paint or chalk, use broad and chunky strokes of color to create an impressionistic image.




6. Plant Doodles:
Practice contour drawings of various plants. You may add color to some of them. Fit a bunch on one page.




7. Paper Mosaic:
Using construction paper or a paper of your choice, cut and assemble squares of color to create your image.



8. Pet Portrait:
Choose a medium to capture your pet or an animal of your choice.



9. Warm and Cool:
Using only warm and cool colors (warm for highlights, cool for shadows) create a colorful image.

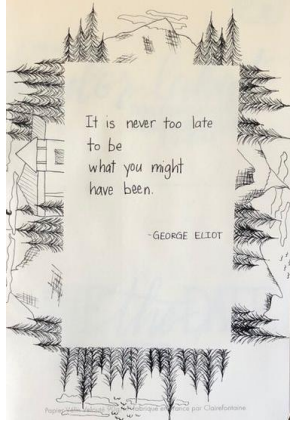


Sketchbook Assignments: Start on SB1 and work in order each week. Each Friday you will have the next sketchbook due. Turn assignments in on Instagram using the hashtag, #sketches4riley. SB1 is due Aug. 23. You may turn them in early and/or work ahead. SBs that are over a week late will only be awarded up to 80% credit and you may only turn in late assignments until the grading period ends.

10. Document a Trip:
Using images, collectables, and memories- draw/paint, journal, and collage to document a trip you've taken




11. Bordered Quote:
Using a sheet of paper to mask out an area. Do drawing around the edge. Lift the paper and fill the space with a quote.



12. Free Expression:
Using a mix of materials, patterns, and doodles create an interesting artwork.



13. Alphabet Drawing:
Choose one letter of the alphabet and draw it 25 different ways.



14. Shopping List:
Find a unique way to display a list of items.



15. Line Doodles:
Fill up your page using only lines to create an interesting design.

